

IR SPECTROSCOPY OF THICKENING POLYMER COMPOSITION PELLICLES

Niyozov Erkin Dilmurodovich

Candidate of Technical Sciences, Associate Professor of
Bukhara State University, Uzbekistan, Bukhara
e-mail:ximiya@mail.ru

Nazarov Sayfulla Ibodulloyevich

Candidate of Technical Sciences, Associate Professor of
Bukhara State University, Uzbekistan, Bukhara

Adizova Shoirra Tokhirovna

Master student of Bukhara State University,
Uzbekistan, Bukhara

ABSTRACT:

The IR spectra of carboxymethyl starch (CMC) and its composition have been studied.

Keywords: carboxymethyl starch, IR spectra, composition.

АННОТАЦИЯ:

В работе изучены ИК спектры карбоксиметилкрахмала (КМК) и композиции на его основе.

Ключевые слова: карбоксиметил крахмал, ИК спектры, композиция.

INTRODUCTION:

To identify the composition and structure, as well as intermolecular interactions in the compositions, IR spectra of powders obtained from their films in tablets with potassium bromide were taken. It was found that carboxymethyl starch gives similar spectra, similar to carboxymethyl cellulose [1-4]. The spectra of samples of carboxymethyl starch compositions were studied with its

added polymers separately and with two components in place.

As it is known, carboxymethyl starch, like starch, contains unsubstituted hydroxyl groups, and in the CMC spectra (Fig. 1 a) have an intense blurred band with a main maximum of about 3422 cm^{-1} and a significant protrusion of 2929

cm^{-1} , belonging to hydroxyl groups. Also in the spectrum there is a strong absorption of about $1000 - 1200\text{ cm}^{-1}$ with clearly pronounced three maxima of 1023 , 1081 and 1155 cm^{-1} . There are sharp bands in 763 and 859 cm^{-1} , as well as bands of 936 cm^{-1} related to external deformation vibrations $-\text{CH}_2$ and $\text{C}-\text{H}$ groups and to pulsed oscillations of pyranose rings [5-7].

It is known from the literature that, along with the absorption bands common to all starches, spectral features in the range of $840-860\text{ cm}^{-1}$ were detected in these regions, depending on the origin of this starch. For corn starch modified by us, this area is equal to 856 cm^{-1} , which is 77.2%. But with the addition of NaKMC (Fig. 1, b) and HYPAN (Fig. 2, a), the intensity of these bands decreases. In the composition of CMC, in contrast to CMC, new absorption spectra appear in the region of

1384 cm^{-1} . The triplet spectra are placed in the region of 1000 – 1200

cm^{-1} (Fig. 1 b. and 2 a). The picture changes dramatically when HYPANe is added

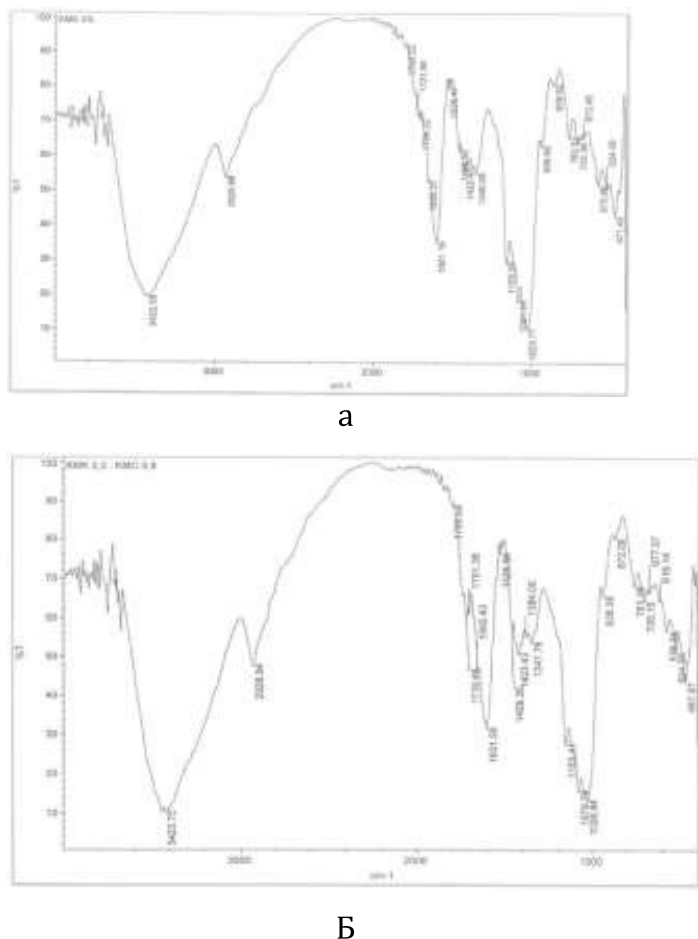


Fig. 1. IR spectra of CMC (a) and its compositions with CMC (b)

In the spectra of CMC and HYPAN, the absorption signal disappears in the region of 1798 cm^{-1} . This is due to the formation of intermolecular bonds between carboxyl groups. But in the spectra of the composition, a weak signal appears in the region of 1235 cm^{-1} , unlike the CMC spectrum. This signal refers to the deformation vibrations of -CH₃, -CH₂ and -CH groups reflecting the angles of C–O–N. The appearance of a signal at 1542 cm^{-1} shows the displacement of the corresponding signals.

It is known that in the spectra of carbohydrates in the region of 1300-1500 cm^{-1} , the frequencies of deformation vibrations of groups -CH₂ are manifested, a manifestation

to the composition with CMC, forming a strong shift in the spectra in the regions of 3448 cm^{-1} with a change in the absorption intensity by 15% (Fig. 4.9 a).

specific to each compound of groups of bands is observed (in descending order of intensity). In the spectrum of starch-derived corn, this absorption region lies at 1423 cm^{-1} , in the spectrum of the composition with HYPANE, this region has a weakening signal at 1422 cm^{-1} . This is probably due, in particular, to interactions between the -CH₂ groups and the environment, which leads to a significant change in the frequencies of the -CH₂ groups depending on the conformation of the -CH₂ON groups. Perhaps this phenomenon is influenced by changes in the environment not only in C₆, but also in more distant carbon atoms, which indicates the relationship of structural elements.

A number of bands in the 2600 – 2800 cm^{-1} region are also observed in the spectra of many sugars. But in our case, the blurred nature of these bands does not give grounds for attributing them to overtones or composite frequencies. Transmittance in this region is typical for compounds with OH groups included in a very strong chelate-type hydrogen bond. The bandwidth of stronger hydrogen bonds is largely overlapped by the bandwidth of groups -CH, -CH₂ and -CH₃, located in the region of 2800 – 3000 cm^{-1} . In addition to increasing the number of components, the spectra of this region decrease in intensity (Fig.1 a, b, and Fig.2 a, b).

Comparison of the spectra of the latter composition (CMC–CMC–HYPAN) shows that a change in the spatial arrangement of even individual groups or their substitution leads, as a rule, to a noticeable change of the entire system of H-links. But in the spectra of the composition containing all the mentioned

polymers, there are differences from other compositions, i.e. the synergy is clearly visible in the region of 3425 cm^{-1} , where the intensity increases.


The composition also has a sharper peak in the area of 1508 cm^{-1} , unlike other compositions and the CMC itself. Probably, during the formation of the composition, weak intermolecular hydrogen bonds are also formed.

Absorption in the region of $400 - 800\text{ cm}^{-1}$ can be caused by the overtones of the hydrogen bonds themselves and the out-of-plane oscillations of OH groups (Fig. 1 and 2.) But with the formation of compositions (Fig. 1. b and 2. a), the absorption intensities of similar signals gradually decrease.


On the IR spectra of a system containing all the components of the system (CMC + HYPANE + CMC), a shift of the peak of the carbonyl group from 1690 cm^{-1} to 1680 cm^{-1} is observed, this is apparently explained by the rupture of the hydrogen bond in dimeric carboxyl groups under the action of the alkaline agent sodium hydroxide (Fig. 2 b.). It should be noted that when an alkaline agent is added, a characteristic peak in the region of 1710 cm^{-1} disappears, proving the disappearance of hydrogen bonds in the system between the carboxyl group of starch and the amide group of HYPANE.

REFERENCES:

- 1) Назаров, С. И., Ниёзов, Э. Д., Ширинов, Г. К. (2020). Исследование и разработка загущающих композиций на основе модифицированного крахмала. *Universum: химия и биология*, (3-1), 42-45.
- 2) С.И. Назаров, Г.К. Ширинов. Изучение физико-механических свойств крахмалофосфатных загусток // *Ученый XXI века*. – 2017. - № 1-3. – С. 3-7.
- 3) Назаров С. И., Сафоева М. М. Изучение свойства загущающих композиции на основе карбоксиметилкрахмала // *Ученый XXI века*. – С. 18.
- 4) Назаров С. И. и др. Физико-химические свойства композиции на основе природных и синтетических полимеров // *Новый университет. Серия: Технические науки*. – 2015. – №. 1-2. – С. 94-97.
- 5) Amonov M. R. et al. Physico-chemical properties of compositions based on natural and synthetic polymers // *Technical Sciences*. – 2015.
- 6) Назаров С. И. Получение крахмалофосфата и загусток на его основе // *Ученый XXI века*. – 2016. – №. 2-3. – С. 15.
- 7) Назаров С.И. Получение крахмалофосфата и загусток на его



а



б

Fig.2. IR spectra of KMK-HYPAN and KMK-HYPAN-CMC compositions

основе// Ученый XXI века. -Москва, 2016. № 2-3 (15) -С.11-13

8) Ниёзов Э. Д., Шарипов М. С., Яриев О. М. Вязкостно-когезионные свойства загущающих композиций на основе карбоксиметилкрахмала //Узбекский химический журнал–Ташкент. – 2010. – №. 4. – С. 56-57.

9) Назаров С. И., Сафоева М. М. Изучение свойства загущающих композиции на основе карбоксиметилкрахмала //Ученый XXI века. – 2017. – С. 18.

10) Назаров С. И., Назаров Н. И. Физико-химические свойства фосфатного крахмала //Ученый XXI века. – 2016. – №. 4-4. – С. 9-11.

REFERENCES:

1. Nazarov, S. I., Niyozov, E. D., Shirinov, G. K. (2020). Issledovanie i razrabotka zagushayushix kompozisii na osnove modifisirovannogo kraxmala. Universum: ximiya i biologiya, (3-1), 42-45.

2. S.I. Nazarov, G.K. Shirinov. Izuchenie fiziko-mexanicheskix svoystv kraxmalofosfatnix zagustok // Ucheniy XXI veka. – 2017. - № 1-3. – S. 3-7.

3. Nazarov S. I., Safoeva M. M. Izuchenie svoystva zagushayushix kompozisii na osnove karboksimetilkraxmala // Ucheniy XXI veka. – S. 18.

4. Nazarov S. I. i dr. Fiziko-ximicheskie svoystva kompozisii na osnove prirodnix i sinteticheskix polimerov //Noviy universitet. Seriya: Texnicheskie nauki. – 2015. – №. 1-2. – S. 94-97.

5. Amonov M. R. et al. Physico-chemical properties of compositions based on natural and synthetic polymers //Technical Sciences. – 2015.

6. Nazarov S. I. Poluchenie kraxmalofosfata i zagustok na yego osnove //Ucheniy XXI veka. – 2016. – №. 2-3. – S. 15.

7. Nazarov S.I. Poluchenie kraxmalofosfata i

zagustok na yego osnove// Ucheniy XXI veka. - Moskva, 2016. № 2-3 (15) -S.11-13

8. Niyozov E. D., Sharipov M. S., Yariev O. M. Vyazkostno-kogezionnie svoystva zagushayushix kompozisii na osnove karboksimetilkraxmala //Uzbekskiy ximicheskij jurnal–Tashkent. – 2010. – №. 4. – S. 56-57.

9. Nazarov S. I., Safoeva M. M. Izuchenie svoystva zagushayushix kompozisii na osnove karboksimetilkraxmala //Ucheniy XXI veka. – 2017. – S. 18.

10. Nazarov S. I., Nazarov N. I. Fiziko-ximicheskie svoystva fosfatnogo kraxmala //Ucheniy XXI veka. – 2016. – №. 4-4. – S. 9-11.

REFERENCES:

1. Nazarov, S. I., Niyozov, E. D., Shirinov, G. K. (2020). Research and development of thickening compositions based on modified starch. Universum: Chemistry and Biology, (3-1), 42-45.

2. S.I. Nazarov, G.K. Shirinov. The study of the physico-mechanical properties of starch phosphate thickeners // Scientist of the XXI century. – 2017. - № 1-3. – pp. 3-7.

3. Nazarov S. I., Safoeva M. M. Studying the properties of thickening compositions based on carboxymethyl starch // Scientist of the XXI century. – p. 18.

4. Nazarov S. I. et al. Physico-chemical properties of the composition based on natural and synthetic polymers //A new university. Series: Technical Sciences. – 2015. – No. 1-2. – pp. 94-97.

5. Amonov M. R. et al. Physico-chemical properties of compositions based on natural and synthetic polymers //Technical Sciences. – 2015.

6. Nazarov S. I. Obtaining starch phosphate and thickening based on it //A scientist of the XXI century. – 2016. – №. 2-3. – p. 15.

7. Nazarov S.I. Obtaining starch phosphate and

- a thickener based on it // Scientist of the XXI century. -Moscow, 2016. № 2-3 (15) -pp.11-13
8. Niezov E. D., Sharipov M. S., Yariev O. M. Viscous-cohesive properties of thickening compositions based on carboxymethyl starch //Uzbek Chemical Journal–Tashkent. – 2010. – №. 4. – Pp. 56-57.
9. Nazarov S. I., Safoeva M. M. Studying the properties of thickening compositions based on carboxymethyl starch //A scientist of the XXI century. – 2017. – p. 18.
10. Nazarov S. I., Nazarov N. I. Physico-chemical properties of phosphate starch //A scientist of the XXI century. - 2016. – No. 4-4. – pp. 9-11.