



Синтез И Спектроскопическое Исследование Комплексных Соединений Переходных Металлов Гидразонными Производными Ферроцена

Annotation:

Synthesized series of new complexes based on derivatives of ferrocene with hydrazide mono-, dicarboxylic acids. Methods elemental analysis, IR and PMR spectroscopic methods established the composition and structure of the obtained complexes.

Keywords:

Ligand, derivatives of ferrocene, condensation reaction, hydrazides of carboxylic acids, complex.

**Information about
the authors**

Сулаймонова Зилола Абдурахмоновна

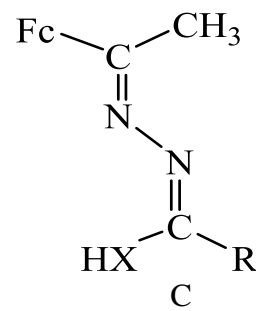
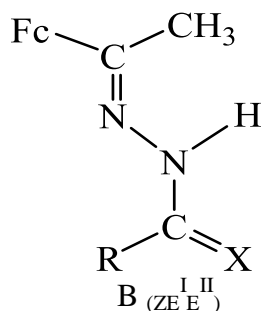
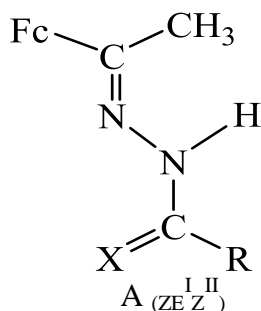
Бухарский государственный университет, доцент

Хотамов Умеджон, Каримов Алишер

Бакалавр Бухарского государственного университета по специальности химия

Ferrocene derivatives are of constant theoretical and practical interest due to their ability to easy reversible oxidation, the manifestation of second-order nonlinear optical properties, as well as catalytic and biological activity. The latter is especially characteristic of hydrazone derivatives of ferrocene, which is due to their chelating ability [1–3]. Transition metal complexes with hydrazones of carboxylic acids are convenient models for studying the factors affecting the nature of the magnetic exchange interaction between paramagnetic transition metal ions [4, 5].

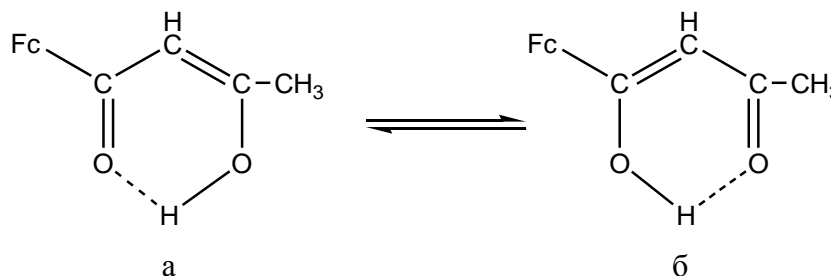
We synthesized new ligands by Claisen condensation of monoacetylferrocene with carboxylic acid hydrazides. It has been established that these compounds mainly exist in the form of two potential configurations $ZE^I Z^II$ (A), $ZE^I E^II$ (B) of the hydrazone form and react in the process of complex formation in the form of α -hydroxyazine form (C) [6-8].



$R=CH_3$, $X=O$: $R=CH_3$ (HL^1), $3-NO_2-C_6H_4$ (HL^2), $C_6H_5-CH_2$ (HL^3); $R^3=NH_2$, $X=S$ (HL^4).



In crystals of β -dicarbonyl derivatives of ferrocene, there is an intramolecular hydrogen bond. In an acetoacetyl substituent, four carbon atoms are coplanar with two oxygen atoms. The lengths of the C-C and C=O bonds differ significantly from the bond lengths in other 1,3-diketones (C-C 1.522 Å and C=O 1.217 Å), the existence of which has been proven in the keto form. This determines the possibility of enolization and the formation of two tautomeric forms [9-12]:



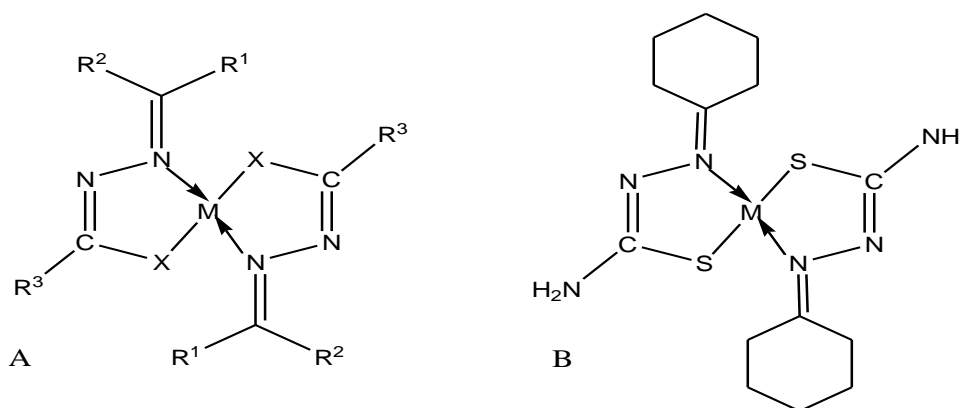
In the ferrocenylacetone molecule, the carbonyl group, located at a greater distance from the donor ferrocenyl group, is more stable; therefore, the tautomeric form (b) is more probable. The length of the intramolecular hydrogen bond is 2.462 Å.

Table 1. Yields, melting points and results of elemental analysis of ligands

HL	Yield %	T _{m.p.} ⁰ C	Gross formula	Found/Computed, %			
				C	H	N	Fe
HL ₁	35	168-170	C ₁₄ H ₁₆ N ₂ OFe	59,01/59,18	5,37/5,68	10,23/9,86	19,22/19,65
HL ₂	43	102-104	C ₁₉ H ₁₇ N ₃ O ₃ Fe	58,46/58,33	4,31/4,38	10,95/10,74	14,01/14,28
HL ₃	57	155-157	C ₂₀ H ₂₀ N ₂ OFe	66.31/66.68	5,25/5,60	8,07/7,78	15,37/15,50
HL ₄	49	151-153	C ₁₃ H ₁₅ N ₃ SFe	51,49/51,84	5,14/5,02	14,23/13,95	18.62/18,54

On the basis of these ligands, complex compounds of transition metals have been synthesized, the composition and structure of which have been established by elemental analysis, IR and NMR ¹H spectroscopy [13-16].

According to the data of elemental analysis and IR spectroscopy, the structures of the synthesized complexes are similar to previously established structures of similar complexes. Complexes of the composition ML₂.



I



Type A connections: $R^1=CH_3$, $R^2=Fc$, $X=O$, $R^3=CH_3$, $Ni(NiL_2^2)$, $Co(CoL_2^2)$, $R^3=C_6H_5-CH_2$, $X=O$, $M=Zn(ZnL_3^3)$, $R^3=NH_2$, $X=S$: $M=Ni(NiL_4^4)$, $Co(CoL_4^4)$.

Judging by the results of IR spectra, in the solid state, complex compounds of unsymmetrical monocarbonyl compounds have structure (I) of type A; there are no characteristic absorption bands of free ligands around $1660-1700\text{ cm}^{-1}$, 3225 cm^{-1} ($\gamma\text{ C=O}$, $\gamma\text{ N-H}$), in the spectrum of complexes with the HL^4 ligand, at $835-850\text{ cm}^{-1}$ ($\gamma\text{ C=S}$). This indicates the enolization and deprotonation of the ligands during complexation. The IR spectra of the complexes are characterized by absorption bands at cm^{-1} ($\gamma\text{ N=C-C=N}$) and $1610-1630\text{ cm}^{-1}$ ($\gamma\text{ C=N}$): the latter is shifted to the low-frequency region by $10-15\text{ cm}^{-1}$ compared to with an absorption band of free ligands (Table 1, Fig. 1). A single band at $1535-1540\text{ cm}^{-1}$ corresponds to stretching vibrations of the $N=C-O^-$ system. The band of weak intensity at $1040-1050\text{ cm}^{-1}$ in the IR spectra of the complexes belongs to $\gamma\text{ N-H}$, which is shifted by $10-20\text{ cm}^{-1}$ to the high-frequency region compared to the spectra of the ligands. In contrast to complexes with derivatives of acyl- and aroylhydrazones, the IR spectrum of complexes with thiosemicarbazones shows absorption bands of medium intensity in the region of $3420-3140\text{ cm}^{-1}$, which should be attributed to the γ_S and γ_{AS} NH_2 -groups of the thiosemicarbazone fragment. The isolated complexes of nickel(II) and zinc(II) turned out to be diamagnetic in solutions of various solvents. Diamagnetism and the results of analysis of the NMR 1H spectra of nickel(II) complexes indicate their square planar structure [17-22].

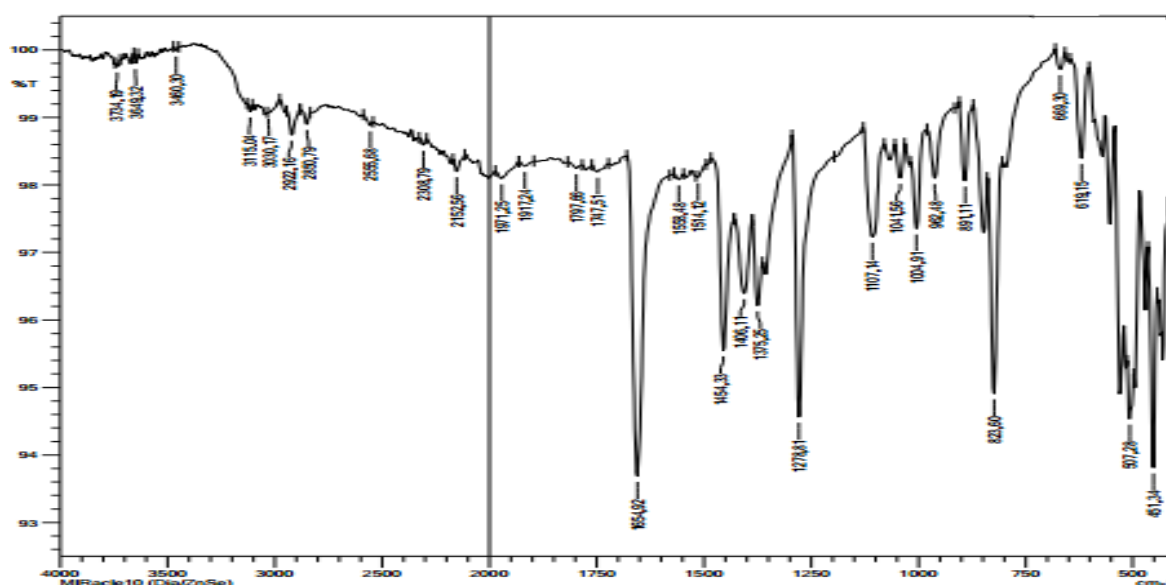


Fig. 1. IR spectra of ligand HL^2 .

Table 2. Assignment of stretching vibration frequencies (ν , cm^{-1}) in IR spectra of nickel(II) and zinc(II) complexes of structure (I)

Compound	NH_2	C-H	C=N	N=C-C=N	N=C-O ⁻	N-N	NO_2	Fe-Cp
NiL_2^2	-	3020	1600	1586	1550	1086	1535/1346	470-500
CoL_2^2	-	3035	1610	1595	1555	1092	1535/1340	465/503
ZnL_3^3	-	3050	1650	1600	1555	1045	-	465/504
NiL_4^4	3420	3085	1600	1590	1535	1105	-	470/500
CoL_4^4	3423	3085	1600	1590	1535	1105	-	470/500

In the PMR spectrum of the complex NiL_4^4 , (HL^4 -thiosemicarbazone of acetylferrocene) in a solution of DMSO- d_6 , no paramagnetic broadening of the signals is observed.



It is known that the ferrocene fragment in all compounds of heterometallic complexes is diamagnetic. The signals from the protons of the Fc cyclopentadienyl rings in the NiL^4_2 complex do not change in character and intensity compared to the spectrum of the HL^4 ligand (Fig. 2)

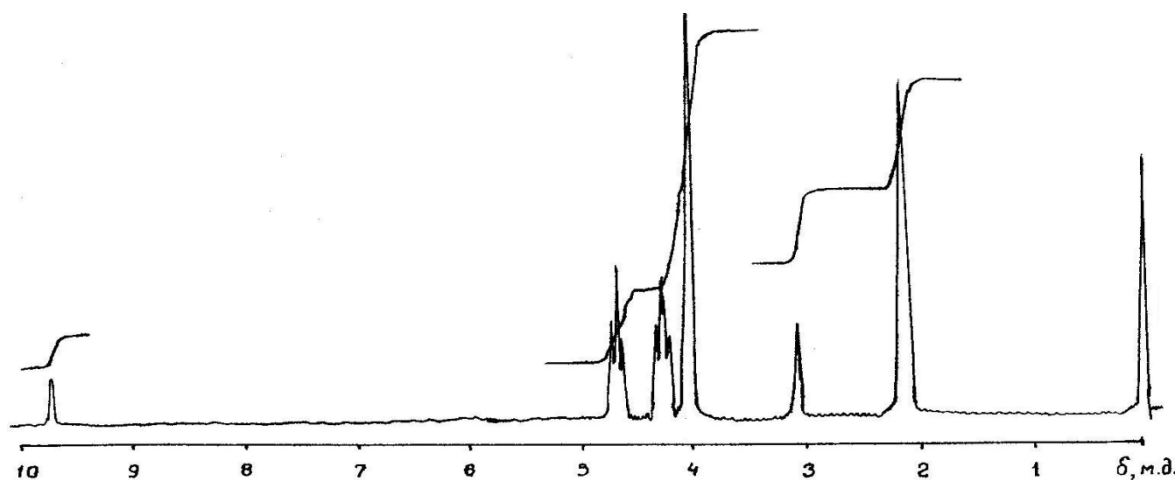


Fig. 2. NMR ^1H spectrum of HL^4 ligand, thiosemicarbazone acetylferrocene, in DMSO-d_6 solution.

It should be noted the shift to the strong field of the singlet signal of the CH_3 group in the PMR spectrum of the complex (δ 1.65 ppm), which, in our opinion, is associated with the formation of a $d-\pi$ -type dative bond. During chelation due to structural distortions, paramagnetism of the ferrocene fragment sometimes appears. Such an anomalous magnetic property of ferrocene is explained by the deviation of cyclopentadienyl rings from coplanarity, which is due to the transformation of the molecular orbitals of ferrocene and the transition of the Fe^{2+} ion to a high-spin state with a total spin of $S=2$. However, in the case of zinc(II) complexes with ferrocene derivatives of acylhydrazones, we did not observe such paramagnetic anomalies.

The use of the synthesized complex compounds on slightly saline and wilt soils in the Bukhara region reduces the degree of Fusarium wilt disease, accelerates the growth and development of cotton, reduces the vegetation process, and is also proposed as a drug to increase the yield and quality of raw cotton fiber.

REFERENCES

1. Cullen W.R., Woollins J.D. Ferrocene-containing metal complexes// *Coord. Chem. Rev.* – 1981. – Vol. 39. – P. 1-30.
2. Colacot T.J. A Concise Update on the Applications of Chiral Ferrocenyl Phosphines in Homogeneous Catalysis Leading to Organic Synthesis // *Chem. Rev.* – 2003. – Vol. 103. – P. 3101-3118.
3. Kealy T.J., Pauson P.L. A New Type of Organo-Iron Compound. // *Nature*. -1951. - Vol. 168. - P. 1039-1940.
4. Miller S.A., Tebboth J.A., Tremaine J.F. Dicyclopentadienyliron // *J. Chem. Soc.* -1952. - Vol. 632. - P. 632-635.
5. Wilkinson G., Cotton F.A. Cyclopentadienyl and Arene Metal Compounds // *Progr. Inorg. Chem.* - 1959. - Vol. 1. - P. 1-124.
6. Сулаймонова З.А., Умаров Б.Б. Получение *мета*-нитробен-зоилгидразона ферроценоилацетона и синтеза на его основе // *Химическая технология. Контроль и управление.* - 2021. - №4(100). - С. 5-11.



7. Умаров Б.Б., Сулаймонова З.А., Ачыллова М.К. Синтез комплексов на основе монокарбонильных производных ферроцена с гидразидами карбоновых кислот // *Universum: Химия и биология. Россия*, - 2021. - №1(79). - С. 85-89 URL: <http://7universum.com/ru/nature/archive/item/11144>
8. Сулаймонова З.А., Умаров Б.Б., Кодирова З.К. Термическое поведение *meta*-нитробензоилгидразона ферроценоилацетона и его комплекса с ионом меди(II) // *Universum: Химия и биология. Россия*, - 2021. 11(89). - С. 15-19 URL: <https://7universum.com/ru/nature/archive/new>
9. Умаров Б.Б., Сулаймонова З.А., Тиллаева Д.М. Комплексные соединения переходных металлов на основе конденсации производных ферроцена с гидразидами карбоновых кислот // *Научный вестник Наманганского государственного университета*. - 2020. - №9. - С. 58-63.
10. Sulaymonova Z.A., Umarov B.B., Choriyeva S.A., Navruzova M.B. Synthesis of Complexes Based On Monocarbonyl Ferrocene Derivatives with Carbonic Acid Hydrases // *International Journal of Academic Pedagogical Research (IJAPR)*. - 2021. - Vol. 5. - С. 134-137.
11. Умаров Б.Б., Сулаймонова З.А. Синтез комплекса никеля(II) на основе производных ферроцена // Федеральное государственное бюджетное образовательное учреждение высшего образования "МИРЭА - Российский технологический университет" Симпозиум "Химия в народном хозяйстве". Дубровицы -2020. - С. 106-107.
12. Сулаймонова З.А., Наврузова М.Б., Чориева С.А. Термическое исследование производных ферроцена // *SCIENTIFIC COLLECTION «INTER-CONF»*. - 2021. - №45. - С. 473-478.
13. Сулаймонова З.А., Наврузова М., Чориева С. Синтез β -дикарбонильного производного ферроцена-ферроценоилацетона // "Замонавий кимёнинг долзарб муаммолари" Республика миқёсидаги хорижий олимлар иштирокидаги онлайн илмий-амалий анжуманининг илмий мақолалари тўплами. Бухоро -2020, 4-5 декабрь. - Бухоро. - С. 375-377.
14. Умаров Б.Б., Сулаймонова З.А., Бахранова Д.А. Синтез β -дикарбонильных производных ферроцена // "Наука и инновации в современных условиях Узбекистана" Республиканская научно-практическая конференция. Нукус-2020, 20 май. - С. 114-115.
15. Сулаймонова З.А., Умаров Б.Б. ЯМР спектроскопическое - исследование дигидразона янтарной кислоты с 1-ферроценилбутандионом-1,3 // "Комплекс бирикмалар кимёси ва аналитик кимё фанларининг долзарб муаммолари". Республика миқёсидаги илмий-амалий анжуман. Термиз-2022, 19-20 май, 208-209 б.
16. Сулаймонова З.А., Аvezова Ф.М. Комплексы металлов с гидразонами моноацетилферроцена // "Замонавий кимёнинг долзарб муаммолари" Республика миқёсидаги хорижий олимлар иштирокидаги онлайн илмий-амалий анжуманининг илмий мақолалари тўплами. Бухоро-2020, 4-5 декабрь. - С. 393-395.
17. Сулаймонова З.А. Термическое исследование бензоилгидразона ферроценоилацетона и его комплексов с переходными металлами // Сборник трудов международной научно-теоретической конференции на тему: «Куатбековские чтения-1: Уроки Независимости», посвященной 30-летию Независимости Республики Казахстан 23 апрель 2021 г. - С. 9-12.
18. Sulaymonova Z.A., Avezov H.T., Qodirova Z.Q., Mutalipova D.B. Synthesis and IR spektroskopik study of hydrazones of 1-ferrocenylbutanedione-1,3 and their complexes // *International Journal of Early Childhood Special Education (INT-JECSE) ISSN: 1308-5581 Vol 14, Issue 03 2022*.
19. Sulaymonova Z.A., Umarov B.B. Research of complex compounds transition metals with succinic dihydrazone acids based on ferrocenoylacetone // "The Chemistry of Complex Compounds and



Current affairs of analytical chemistry problems". Republic-wide scientific-practical conference. Termiz-2022, May 19-21, P. 19-20.

20. Сулаймонова З.А., Умаров Б.Б., Муталипова Д.Б. Синтез и спектроскопическое исследование комплексных соединений некоторых 3d металлов с продуктом конденсации 1-ферроценилбутандиона-1,3 и дигидразида янтарной кислоты // Самарканд давлат университети илмий ахборотномаси, 2022 йил 5-сон (135), С. 27-32.
21. Sulaymonova Z.A., Sharifova N.A., Xatamov U.F. NMR spectroscopic investigation of succinic acid dihydrazone with 1-ferrocenylbutanedione-1,3. A collection of materials of the international scientific and practical conference on the topic "Current problems of the chemistry of coordination compounds". Bukhara-2022, December 22-23, P. 107-109.
22. Umarov B.B., Achilova M.K., Xudoyberganov O.I. Synthesis and NMR spectroscopic study of hydrazone derivatives of ferrocenoylacetone and their complexes // Journal Actuale Problems of Modern Science, Education and Training. JUNE, 2022 - №6. ISSN 2181-9750. P. 92-100.